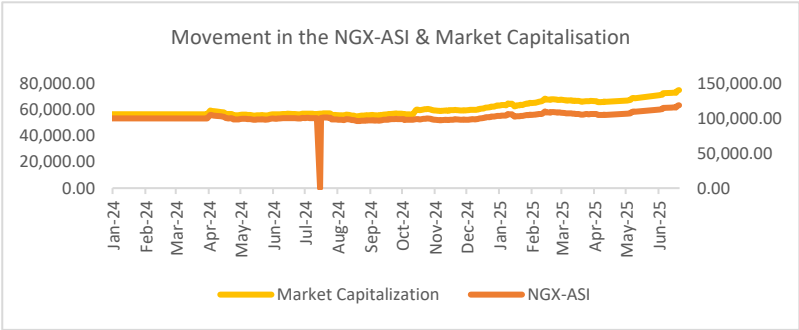




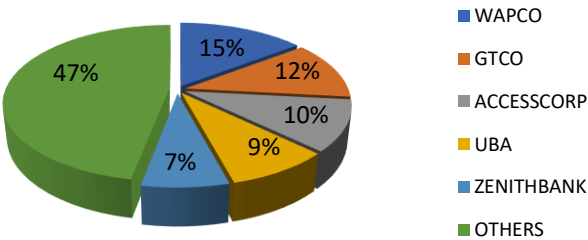
Investor Confidence Deepens as NGX Sustains Rally, Market Cap Surges by N395bn, Naira Declines by 0.18% Against the Dollar at the Official Market....

MARKET STATISTICS	CLOSE	PREVIOUS	TODAY'S %	YTD %
All Share Index (ASI)	132,451.73	131,826.77	0.47	28.69
Deals	32,365.00	30,750.00	5.25	
Volume	762,595,236.00	706,038,882.00	8.01	
Value	26,426,155,812	21,559,351,326	22.57	
Market Cap	83,789,296,745,331	83,393,946,991,279	0.47	33.50

SECTORED INDICES	CLOSE	PREVIOUS	TODAY'S % Δ
NGX BANKING	1,532.14	1,530.31	0.12
NGX INSURANCE	861.56	859.38	0.25
NGX CONSUMER GOODS	2,834.21	2,820.18	0.50
NGX OIL/GAS	2,399.57	2,424.87	-1.04
NGX INDUSTRIAL	4,580.53	4,452.55	2.87
NGX COMMODITY	1,061.06	1,068.59	-0.70



Today's biggest transactions by %age of total naira votes



Equities Market Summary

The Nigerian equities market sustained its bullish momentum today, as the NGX All-Share Index (ASI) rose by 0.47% to close at 132,451.73 points. This continued rally pushed the year-to-date (YTD) return to 28.69%, highlighting sustained investor optimism and growing confidence in the resilience of the domestic bourse. Consequently, market capitalization expanded by N395 billion, settling at N83.79 trillion—a clear indication of improved liquidity and heightened interest in fundamentally strong stocks. Despite the broad market gains, sentiment was moderately mixed, with market breadth closing positive—36 stocks advanced while 34 declined—reflecting ongoing bargain hunting alongside some profit-taking. Top gainers included Dangote Sugar (+10.00%), The Initiates Plc (TIP, +9.97%), Sovereign Trust Insurance (+9.84%), Enamelware (+9.83%), and UPL (+9.82%). On the other hand, notable laggards were Legend Internet, Ellah Lakes, FTN Cocoa, Meyer, and Thomas Wyatt. Sectoral performance was largely upbeat, driven by renewed interest in key sectors. The Banking (+0.12%), Insurance (+0.25%), Consumer Goods (+0.50%), and Industrial Goods (+2.87%) sectors all posted gains, while the Oil & Gas and Commodity sectors dipped by 1.04% and 0.70%, respectively. Trading activity remained vibrant, with total deals, volume, and value traded increasing by 5.25%, 8.01%, and 22.57%, respectively. Investors exchanged 762.6 million shares valued at N26.43 billion across 32,365 deals.

Money Market

Interbank rates (NIBOR) posted mixed movements across tenors — the overnight and 1-month rates declined by 13bps and 23bps, respectively, while the 3-month and 6-month rates rose by 28.32bps and 28.94bps. Similarly, money market rates were mixed, with the Open Buy Back (OPR) rate inching up by 8bps to 32.50%, while the Overnight (O/N) rate dipped by 8bps to 32.75%.

The Nigerian Treasury Bills (NITTY) curve recorded yield declines across most maturities. However, trading activity in the secondary market remained largely muted, as the average yield dipped by 5 basis points to 17.72%.

Bond Market

The FGN bond market ended the session on a mildly positive note, supported by yield declines across major maturities. This downward trajectory led to a 7 basis points drop in the average yield, which settled at 16.42%, reflecting moderate investor demand.

The Nigerian Eurobond market closed on a bullish note, buoyed by strong investor demand across the yield curve—particularly in the FEB-2032 bond. Consequently, yields declined, with the average yield falling by 3 basis points to settle at 8.50%.

Foreign Exchange Market

At the Nigerian Autonomous Foreign Exchange Market (NAFEM), the naira depreciated by 0.18% to close at N1,535 per US dollar, while in the parallel market, it ended at N1,535 per dollar.



Cowry Daily Market Insight 22 July 2025

MPR: 27.50%
Jun'25 Inflation Rate: 22.22%
Q1 2025 Real GDP: 3.13%

TENOR	NIBOR as @ 22/07/2025	NIBOR as @ 21/07/2025	PPT
Overnight	32.6250	32.7500	-0.13
1 Month	27.8719	28.1045	-0.23
3 Months	28.3245	28.0638	0.26
6 Months	28.9412	28.5924	0.35

Source: FMDQ

TENOR	NITTY as @ 22/07/2025	NITTY as @ 21/07/2025	PPT
1Month	16.0661	15.9989	0.07
3 Months	16.8958	16.8885	0.01
6 Months	18.2355	18.1086	0.13
12 Months	18.3916	18.7238	-0.33

Source: FMDQ

Bond Name	Maturity (Years)	Bid Price	Daily Δ	Offer yield	Yield YTD PPT Δ
16.29% FGN MAR 2027	10	99.08	0.00	16.90%	0.039
12.50% FGN MAR 2035	15	83.18	0.53	15.96%	0.010
16.25% FGN APR 2037	20	101.63	0.00	15.92%	0.005
12.98% FGN MAR 2050	30	83.14	0.00	15.68%	-0.004

Source: FMDQ

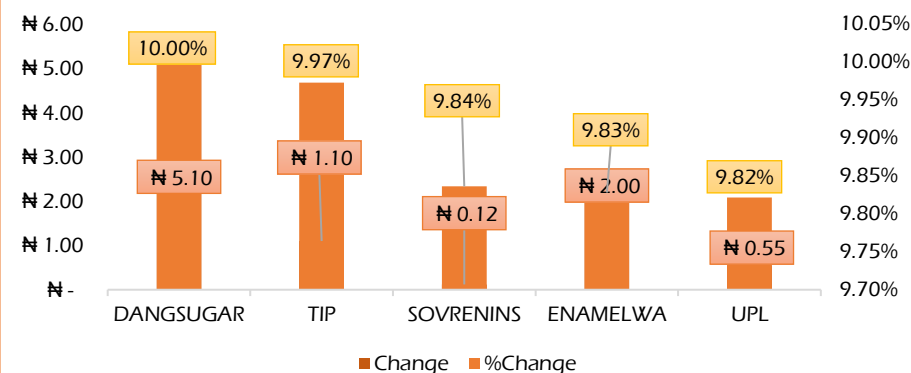
Eurobond Name	Maturity (Years)	Bid Price	Daily Δ	Offer Yield	Yield YTD PPT Δ
6.50 NOV 28, 2027	10	99.05	0.03	6.94%	-0.017
7.69% FEB 23, 2038	20	87.15	-0.04	9.46%	-0.009
7.62% NOV 28, 2047	30	80.25	-0.12	9.82%	-0.005

Source: FMDQ

USD/NGN Exchange Rate	22/07/2025	Previous	Daily %
I&E FX	₦1,535	₦1,533	-0.18%
Parallel	₦1,535	₦1,535	0.00%

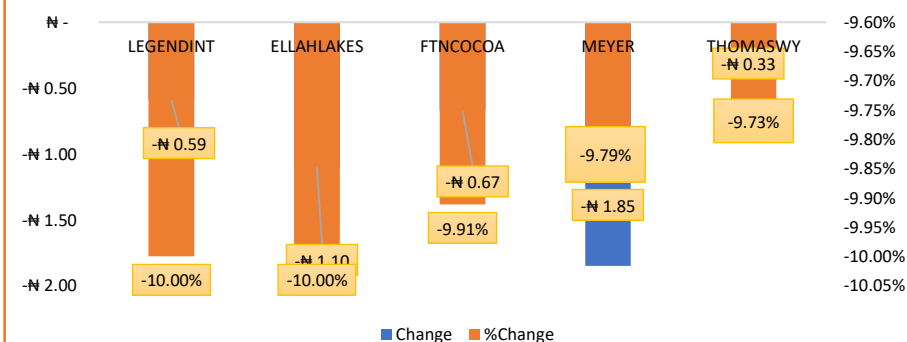
Major Currencies & Commodities	22/07/2025	Daily %	Yearly %
EURUSD	1.1704	0.08%	7.86%
GBPUSD	1.348	-0.04%	4.51%
Crude Oil, \$/bbl	65.15	-1.21%	-4.91%
Brent, \$/bbl	68.512	-1.01%	-4.22%
Gold, \$/t.oz	3424.45	0.75%	1.70%
Cocoa, \$/T	8159.53	0.04%	-4.69%

Top Gainers' Chart



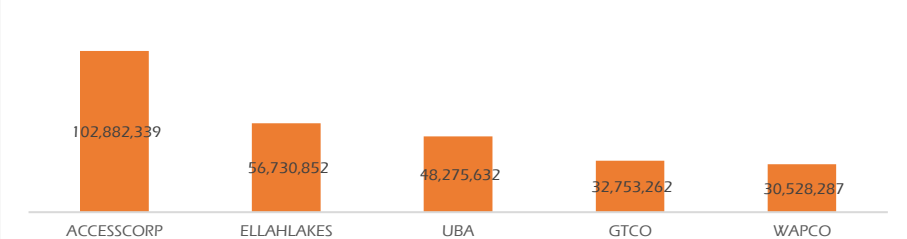
Source: NGX

Top Losers' Chart



Source: NGX

Today's Biggest Volumes



www.cowryasset.com

This report is produced by the Research Desk, Cowry Asset Management Limited (COWRY) as a guideline for Clients that intend to invest in securities on the basis of their own investment decision without relying completely on the information contained herein. The opinion contained herein is for information purposes only and does not constitute any offer or solicitation to enter into any trading transaction. While care has been taken in preparing this document, no responsibility or liability whatsoever is accepted by any member of COWRY for errors, omission of facts, and any direct or consequential loss arising from the use of this report or its contents.

Top 5 Advancers



+10.00%



+9.97%



+9.84%



9.83%



+9.82%

Top 5 Decliners

LEGEND

-10.00%




-10.00%



-9.91%



-9.79%



-9.73%

Top 5 Trades by Value



N3.87 billion

GTCO

N3.18 billion



N2.77 billion



N2.28 billion



1.89 billion

Top 5 Trades by Volume



102.9 million units



56.3 million units



48.28 million units

GTCO

32.73 million units



30.53 million units



Cowry Daily Market Insight 22 July 2025

MPR: 27.50%
Jun'25 Inflation Rate: 22.22%
Q1 2025 Real GDP: 3.13%

Corporate Bond Issuer		Issue Date	Maturity Date	Coupon (%)	Yield (%)	Daily Δ
UNITED CAPITAL PLC	12.50 UNICAP I 28-MAY-2025	28-May-20	28-May-25	12.50	19.02	0.00
PARTHIAN PARTNERS FUNDING SPV PLC	13.50 PAPF SPV I 27-Jul-2025	27-Jul-22	27-Jul-25	13.50	18.61	0.00
UNION BANK OF NIGERIA PLC	15.75 UNION II 3-SEP-2025	07-Sep-18	03-Sep-25	15.75	21.17	0.00
STERLING INV. MGT. PLC	16.25 STERLING INV. II 6-OCT-2025	05-Oct-18	06-Oct-25	16.25	21.27	0.00
WEMA FUNDING SPV PLC	16.50 WEMA FUNDING SPV II 12-OCT-2025	12-Oct-18	12-Oct-25	16.50	20.07	-0.21
CORONATION MB FUNDING SPV PLC	6.25 CORO MB SPV I 30-NOV-2025	30-Nov-20	30-Nov-25	6.25	18.71	-0.28
FLOUR MILLS OF NIGERIA PLC	5.50 FLOURMILLS IV A 15-DEC-2025	14-Dec-20	15-Dec-25	5.50	18.75	-0.37
*CARDINALSTONE FINANCING SPV PLC	7.00 CARDINAL SPV I 30-DEC-2025	30-Dec-20	30-Dec-25	7.00	18.74	-0.40
FSDH FUNDING SPV PLC	8.50 FSDH SPV PLC IA 16-FEB-2026	16-Feb-21	16-Feb-26	8.50	18.74	-0.40
FSDH FUNDING SPV PLC	8.00 FSDH SPV PLC IB 16-FEB-2026	16-Feb-21	16-Feb-26	8.00	20.71	-0.38
*MECURE INDUSTRIES FUNDING SPV PLC	13.00 MECURE SPV PLC I 31-MAR-2026	31-Mar-21	31-Mar-26	13.00	19.31	-0.42
*FLOUR MILLS OF NIGERIA PLC	14.5 FLOURMILLS I 9-MAY-2026	09-May-23	09-May-26	14.50	18.42	-0.13
DANGOTE CEMENT PLC	12.50 DANGCEM IB 30-MAY-2026	26-May-21	30-May-26	12.50	20.75	-0.46
ACCESS BANK PLC	15.50 ACCESS BANK 23-JUL-2026	23-Jul-19	23-Jul-26	15.50	18.15	0.00
MTN NIGERIA COMMUNICATIONS PLC	13.50 MTNN IA 30-SEP-2026	30-Sep-22	30-Sep-26	13.50	18.62	-0.07
SUNDRY FOODS FUNDING SPV PLC	13.50 SUNDRY SPV PLC I 15-DEC-2026	15-Dec-21	15-Dec-26	13.50	20.10	-0.09
EAT & GO FINANCE SPV PLC	14.25 EAT & GO FINANCE SPV 17-DEC-2026	17-Dec-19	17-Dec-26	14.25	18.24	0.00
DANGOTE CEMENT PLC	11.85 DANGCEM IIA 30-APR-2027	27-Apr-22	30-Apr-27	11.85	19.96	0.00
AXXELA FUNDING 1 PLC	14.30 AXXELA I 20-MAY-2027	20-May-20	20-May-27	14.30	20.44	0.00
ACCELEREX SPV PLC	14.00 ACSP I 15-JUN-2027	15-Jun-22	15-Jun-27	14.00	21.40	0.00
NOVAMBL INVESTMENTS SPV PLC	12.00 NOVAMBL SPV I 23-JUL-2027	23-Jul-20	23-Jul-27	12.00	19.33	0.00
UNITED CAPITAL PLC	15.00 UNICAP II 14-SEP-2027	14-Sep-22	14-Sep-27	15.00	20.60	0.00
*NMRC	7.20 NMRC III 2-NOV-2027	02-Nov-20	02-Nov-27	7.20	18.00	0.00
VIATHAN FUNDING PLC	16.00 VIATHAN (GTD) 14-DEC-2027	15-Dec-17	14-Dec-27	16.00	18.86	0.00
FLOUR MILLS OF NIGERIA PLC	6.25 FLOURMILLS IV B 14-DEC-2027	14-Dec-20	14-Dec-27	6.25	18.02	0.00
BUA CEMENT PLC	7.50 BUACEM I 30-DEC-2027	30-Dec-20	30-Dec-27	7.50	18.03	0.00
*ARADEL HOLDINGS PLC	17.00 ARAD I 13-JAN-2028	13-Jan-23	13-Jan-28	17.00	18.24	0.00
MTN NIGERIA COMMUNICATIONS PLC	13.00 MTN COM PLC I 5-MAY-2028	05-May-21	05-May-28	13.00	17.89	-0.18
DANGOTE CEMENT PLC	13.50 DANGCEM IC 30-MAY-2028	26-May-21	30-May-28	13.50	19.80	0.00
C&I LEASING PLC	15.50 C&I LEASING II 3-JUN-2028	03-Jun-21	03-Jun-28	15.50	20.55	0.00
CERPAC RECEIVABLES FUNDING SPV PLC	14.50 CERPAC-SPV III 15-JUL-2028	10-Sep-21	15-Jul-28	14.50	18.49	0.00
SUNDRY FOODS FUNDING SPV PLC	16.00 SUNDRY SPV PLC II 23-OCT-2028	23-Oct-23	23-Oct-28	16.00	18.75	0.00
ARDOVA PLC	13.30 ARDOVA PLC IA 12-NOV-2028	12-Nov-21	12-Nov-28	13.30	20.50	0.00

www.cowryasset.com

This report is produced by the Research Desk, Cowry Asset Management Limited (COWRY) as a guideline for Clients that intend to invest in securities on the basis of their own investment decision without relying completely on the information contained herein. The opinion contained herein is for information purposes only and does not constitute any offer or solicitation to enter into any trading transaction. While care has been taken in preparing this document, no responsibility or liability whatsoever is accepted by any member of COWRY for errors, omission of facts, and any direct or consequential loss arising from the use of this report or its contents.



Cowry Daily Market Insight 22 July 2025

MPR: 27.50%
Jun'25 Inflation Rate: 22.22%
Q1 2025 Real GDP: 3.13%

EAT & GO FINANCE SPV PLC	13.25 EAT & GO FINANCE SPV 8-MAR-2029	08-Mar-22	08-Mar-29	13.25	19.29	0.00
PRESKO PLC	12.85 PRESKO PLC 5-APR-2029	05-Apr-22	05-Apr-29	12.85 18.03	-0.04	
DANGOTE CEMENT PLC	12.35 DANGCEM IIB 30-APR-2029	27-Apr-22	30-Apr-29	12.35 20.52	0.00	
*FLOUR MILLS OF NIGERIA PLC	22.00 FLOURMILLS II 30-MAY-2029	30-May-24	30-May-29	22.00 20.25	-0.01	
UNION BANK OF NIGERIA PLC	16.20 UNION III 27-JUN-2029	27-Jun-19	27-Jun-29	16.20 18.75	0.00	
DANGOTE INDUSTRIES FUNDING PLC	12.75 DANGIFP IA 19-JUL-2029	19-Jul-22	19-Jul-29	12.75 20.31	0.00	
GEREGU POWER PLC	14.50 GERP I 28-JUL-2029	28-Jul-22	28-Jul-29	14.50 17.86	-0.20	
*NMRC	14.90 NMRC I 29-JUL-2030	29-Jul-15	29-Jul-30	14.90 19.61	-0.12	
TSL SPV PLC	10.00 TSL SPV I (GTD) 6-OCT-2030	06-Oct-20	06-Oct-30	10.00 17.29	0.02	
FBNQ MB FUNDING SPV PLC	6.25 FBNQ MB SPV II 16-DEC-2030	16-Dec-20	16-Dec-30	6.25 17.26	0.02	
FIDELITY BANK PLC	8.50 FIDELITY I 7-JAN-2031	07-Jan-21	07-Jan-31	8.50 18.47	0.02	
EAT & GO FINANCE SPV PLC	18.00 EGFS 22-FEB-2031	22-Feb-24	22-Feb-31	18.00 19.60	-0.02	
UAC OF NIGERIA PLC	21.50 UAC PLC I 14-OCT-2031	14-Oct-24	14-Oct-31	21.50 18.92	-0.03	
PRIMERO BRT SECURITISATION SPV PLC	17.00 PRIMERO BRT-SPV 27-OCT-2031	24-May-19	27-Oct-31	17.00 17.30	0.02	
MTN NIGERIA COMMUNICATIONS PLC	12.75 MTN COM PLC II 4-NOV-2031	04-Nov-21	04-Nov-31	12.75 18.61	-0.15	
ARDOVA PLC	13.65 ARDOVA PLC IB 12-NOV-2031	12-Nov-21	12-Nov-31	13.65 17.92	-0.04	
GPC-SPV COMPANY PLC	13.00 GPC SPV PLC (GTD) 23-NOV-2031	23-Nov-21	23-Nov-31	13.00 20.97	0.01	
PAT DIGITAL INFRA FUND SPV PLC	13.25 PAT SPV PLC (GTD) 2-FEB-2032	02-Feb-22	02-Feb-32	13.25 18.19	-0.03	
DANGOTE CEMENT PLC	13.00 DANGCEM IIC 30-APR-2032	27-Apr-22	30-Apr-32	13.00 17.66	-0.05	
DANGOTE INDUSTRIES FUNDING PLC	13.50 DANGIFP IB 19-JUL-2032	19-Jul-22	19-Jul-32	13.50 17.86	-0.06	
MTN NIGERIA COMMUNICATIONS PLC	14.50 MTNN IB 30-SEP-2032	30-Sep-22	30-Sep-32	14.50 17.14	-0.05	
DANGOTE INDUSTRIES FUNDING PLC	16.75 DANGIFP II 5-DEC-2032	05-Dec-22	05-Dec-32	16.75 18.14	-0.04	
*NMRC	13.80 NMRC II 15-MAR-2033	21-May-18	15-Mar-33	13.80 17.60	0.01	
AXXELA FUNDING 1 PLC	21.00 AXXELA I 12-APR-2034	12-Apr-24	12-Apr-34	21.00 26.52	-0.01	
GEL UTILITY FUNDING SPV PLC	15.15 GEL UTILITY-SPV (GTD) 28-AUG-2034	28-Aug-19	28-Aug-34	15.15 17.79	0.00	
DANGOTE CEMENT PLC	23.50 DANGCEM I 30-DEC-2034	30-Dec-24	30-Dec-34	23.50 21.23	-0.13	
APL FUNDING SPV PLC	23.00 APL SPV PLC I 30-DEC-2034	30-Dec-24	30-Dec-34	23.00 20.90	-0.05	
*LFZC FUNDING SPV PLC	13.25 LFZC II (GTD) 16-MAR-2042	10-May-22	16-Mar-42	13.25 16.96	0.00	
*LFZC FUNDING SPV PLC	15.25 LFZC III (GTD) 29-MAR-2043	29-Mar-23	52319	15.25 16.76	0.02	
FCMB GROUP PLC	16.00 FCMB I (PERP)	16-Feb-23	—	16.00 18.94	-0.16	
FCMB GROUP PLC	16.00 FCMB II (PERP)	24-Oct-23	—	16.00 18.10		

www.cowryasset.com

This report is produced by the Research Desk, Cowry Asset Management Limited (COWRY) as a guideline for Clients that intend to invest in securities on the basis of their own investment decision without relying completely on the information contained herein. The opinion contained herein is for information purposes only and does not constitute any offer or solicitation to enter into any trading transaction. While care has been taken in preparing this document, no responsibility or liability whatsoever is accepted by any member of COWRY for errors, omission of facts, and any direct or consequential loss arising from the use of this report or its contents.